

**Status Study of Persons with Disabilities
in 65 villages of Amravati District in Maharashtra State
2012**

Dr. Rahul Bais
and Team

‘Swarajya-Mitra Samajik Sanstha’

At Post AnjangaonBari

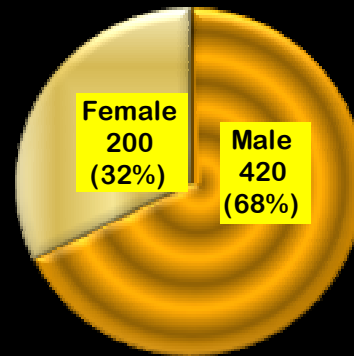
Tal. Dist. Amravati. (M.S.) Pin-444701.

Website: <http://www.swarajyamitra.org>

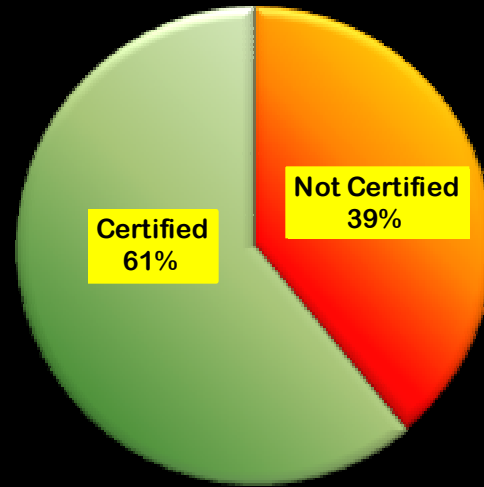
<http://www.facebook.com/swarajyamitra.org>

Email: swarajya.mitra@rediffmail.com

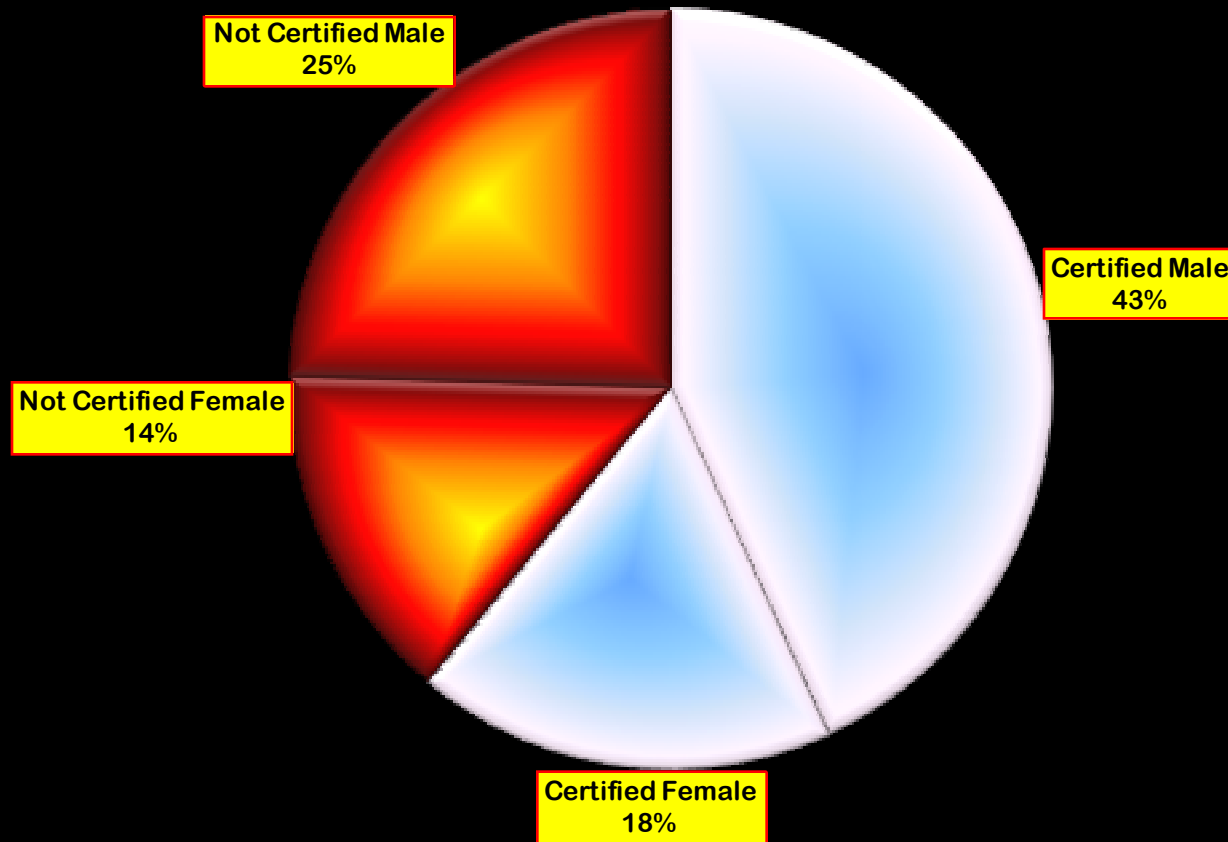
Identified Persons With Disabilities
Total 620 in 65 Villages of
Nandgaon (Kh) and Chandur (Rly) Blocks in
Amravati District



Disability Certification

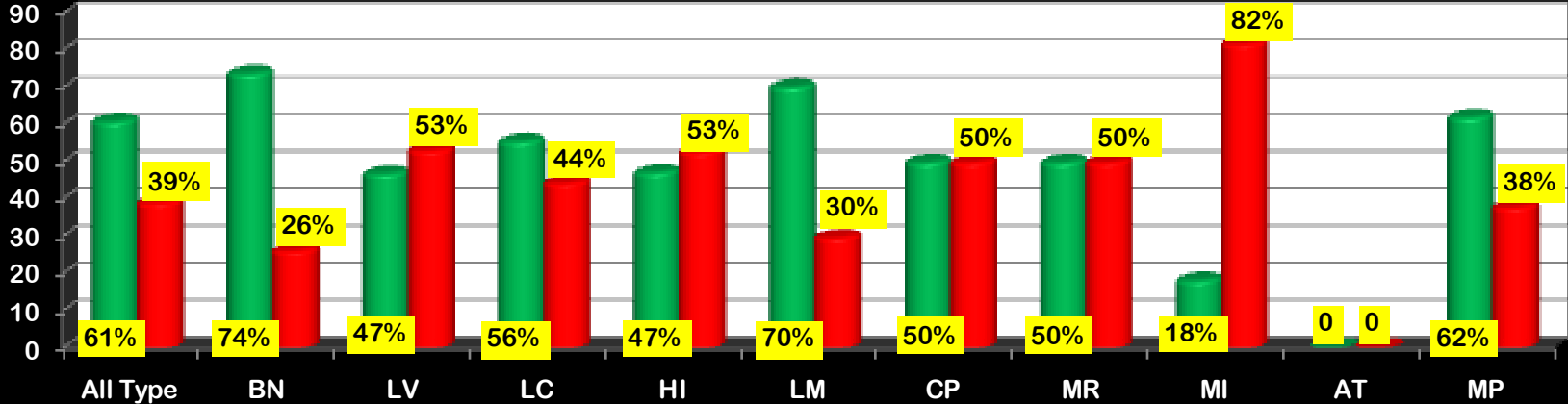


Disability Certification

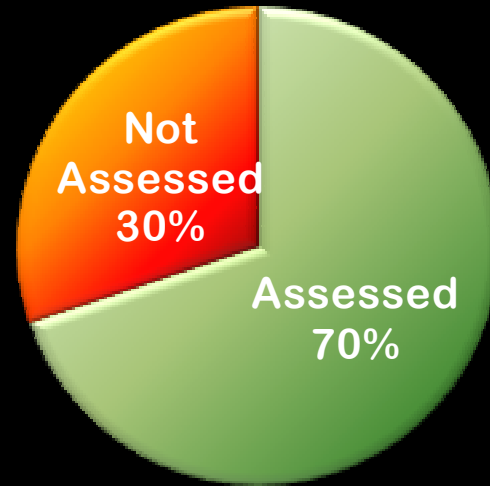


Deprivation in Disability Certification by Identified Disability Type of the Persons

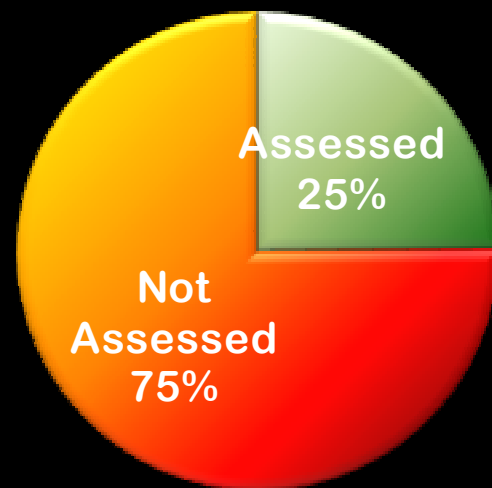
■ Certified ■ Not Certified



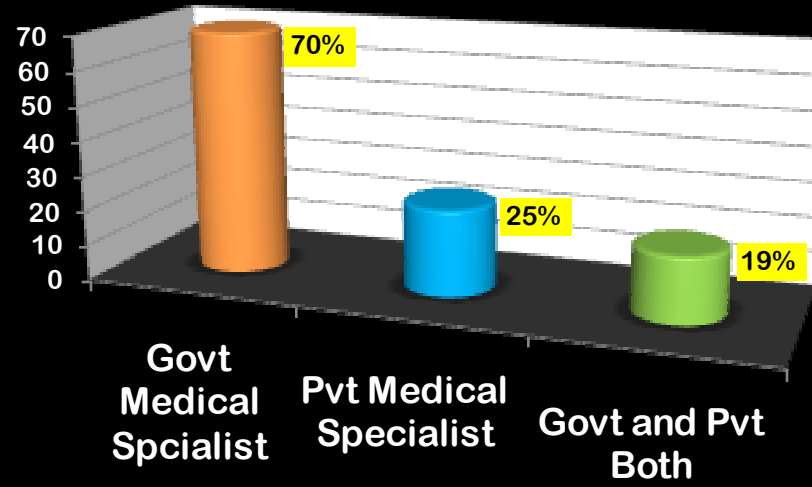
Medical Assessment of Disability by Government Medical Specialist



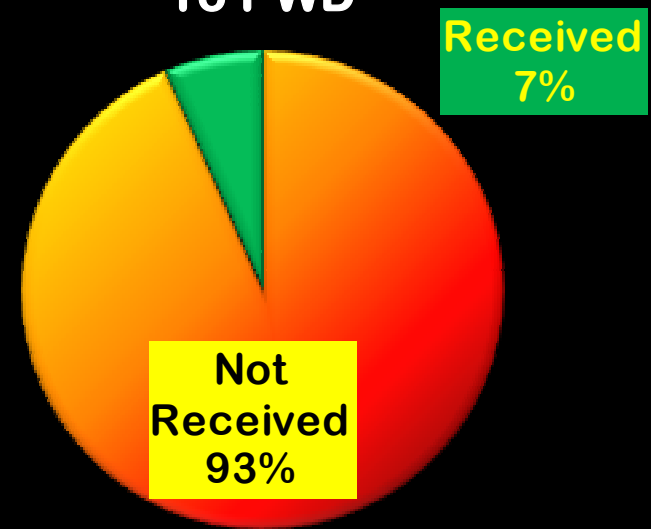
Medical Assessment of Disability by Private Medical Specialist



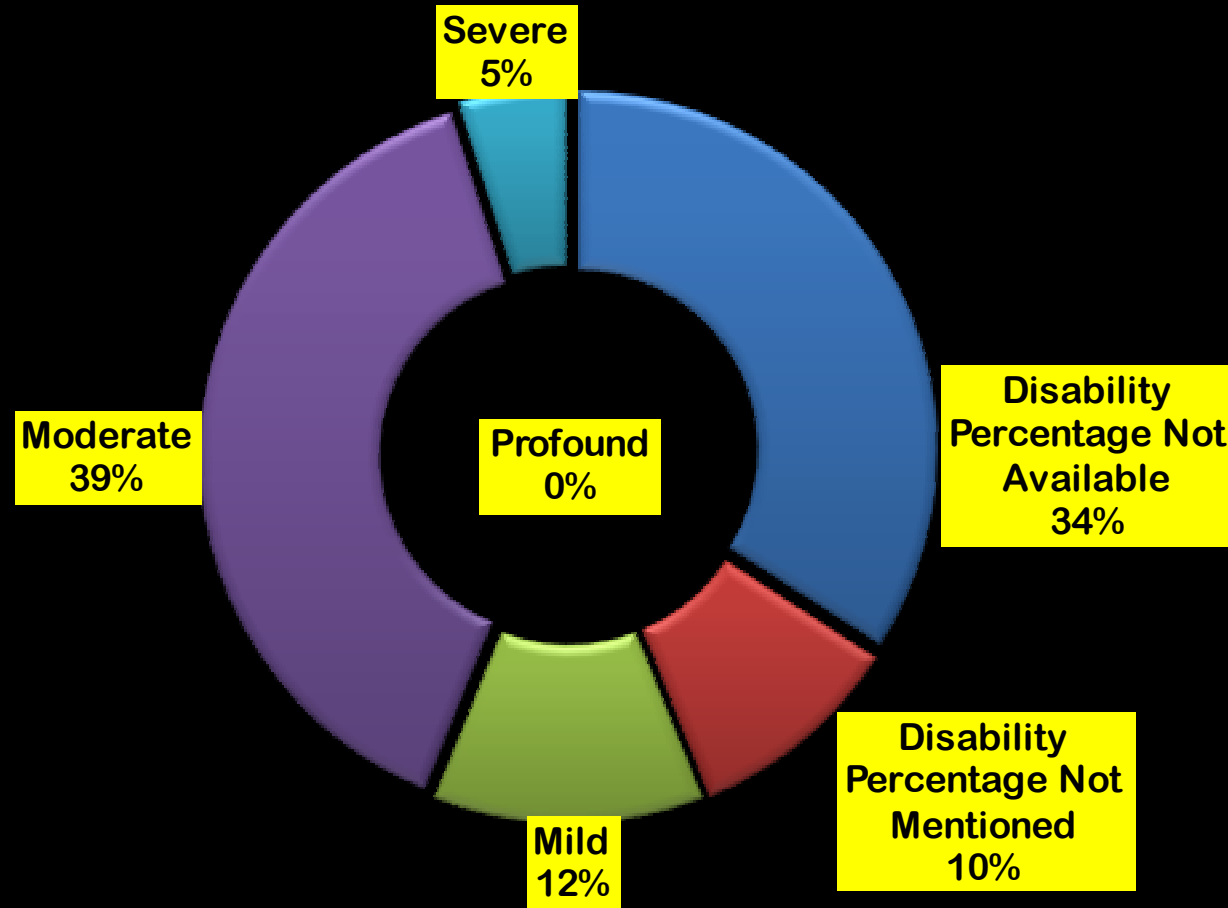
Assessment of Disability



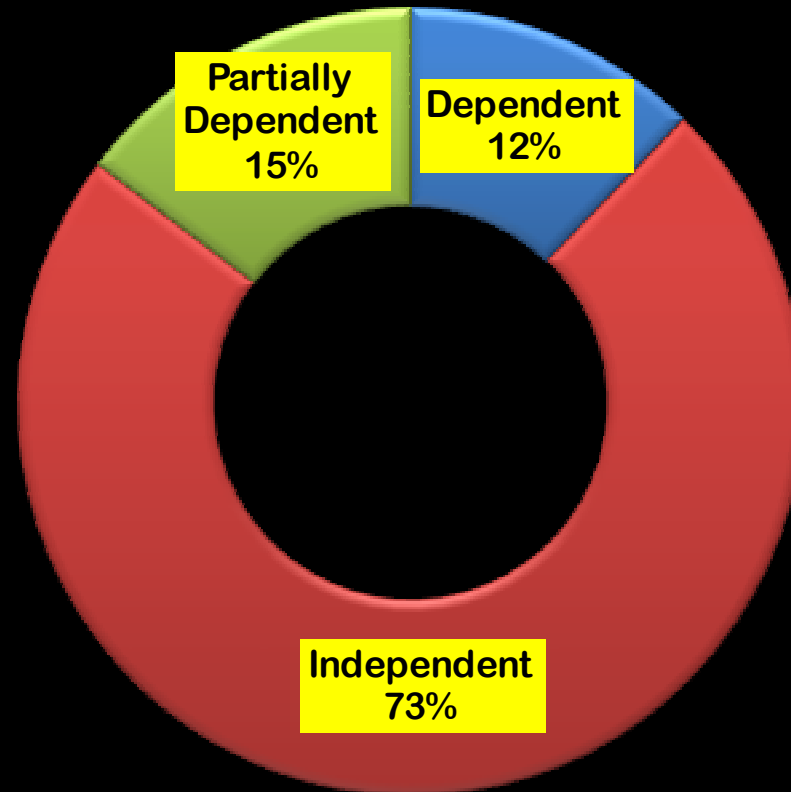
Medical Rehabilitation Services To PWD



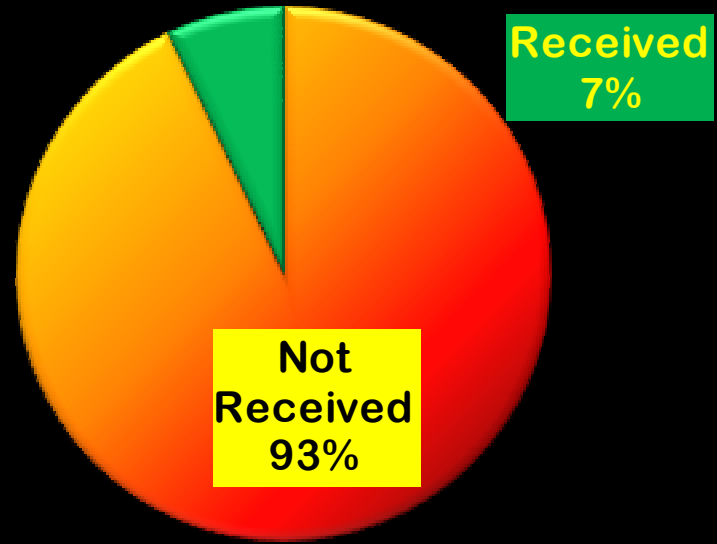
Disability Percentage Wise Medical Rehabilitation Services



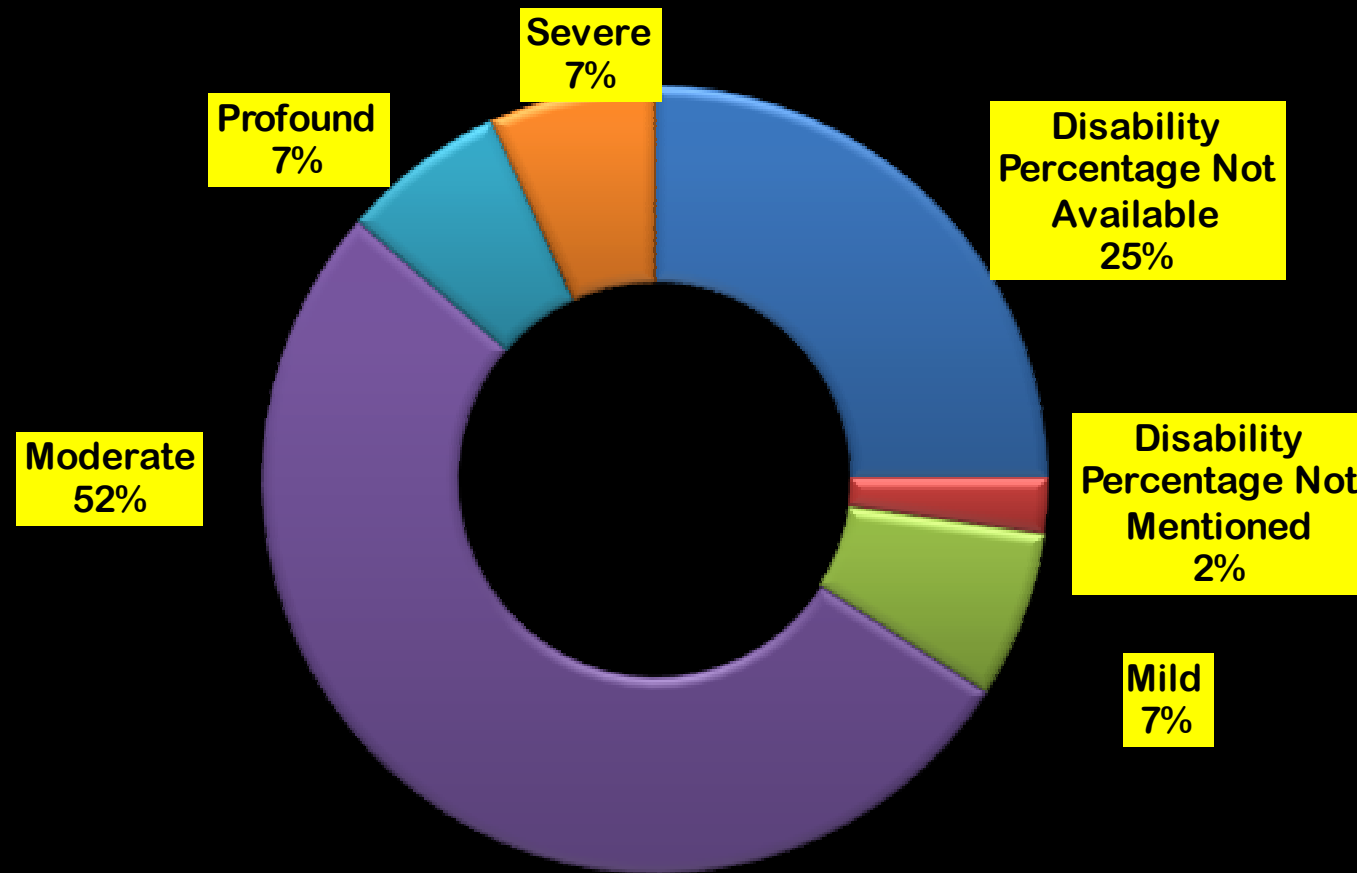
Medical Rehabilitation Services to ADLS Dependency



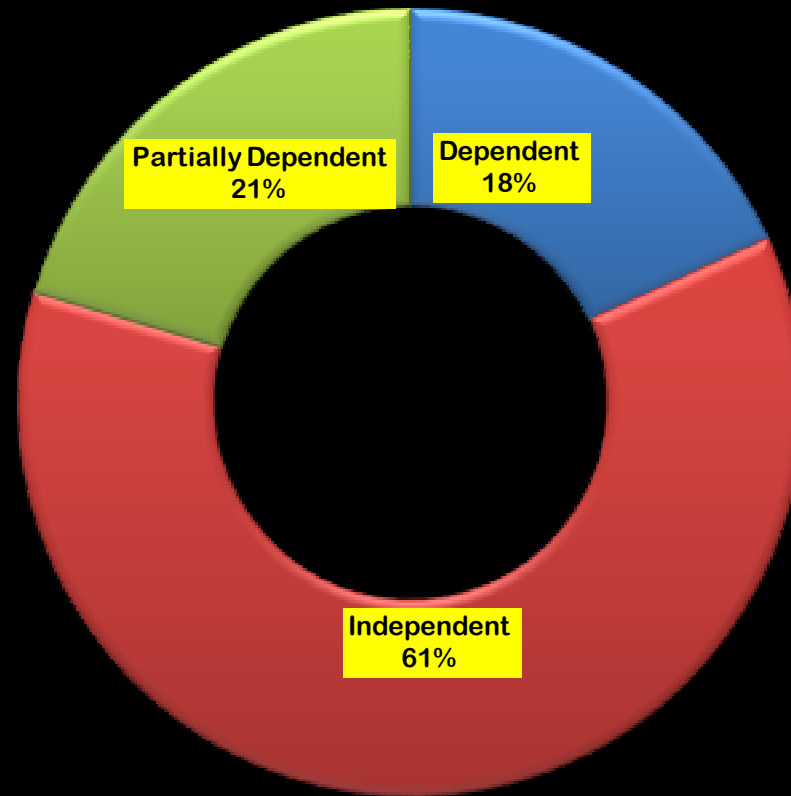
Aids & Appliances Services To PWD



Disability Percentage Wise Aids & Appliances Services



Aids & Appliances Services to ADLS Dependency



DISABILITY CERTIFICATION	ALL TYPES			BLINDNESS			LOW VISION			LEPROSY CURED			HEARING IMPAIRMENT			LOCOMOTOR			CEREBRAL PALSY			MENTAL RETARDATION			MENTAL ILLNESS			AUTISM			MULTIPLE				
	M	F	T	M	F	T	M	F	T	M	F	T	M	F	T	M	F	T	M	F	T	M	F	T	M	F	T	M	F	T	M	F	T	M	F
Not Available	152	90	242	4	7	11	30	21	51	3	1	4	22	16	38	63	29	92	0	1	1	17	8	25	7	2	9	0	0	0	6	5	11		
Certified by Civil Surgeon	267	109	376	19	11	30	36	9	45	5	0	5	26	8	34	155	61	216	0	1	1	15	10	25	1	1	2	0	0	0	10	8	18		
Certified in Camp	1	1	2	1	0	1	0	0	0	0	0	0	0	0	0	0	1	1	0	0	0	0	0	0	0	0	0	0	0	0	0	0	0		

MEDICAL ASSESSEMENT BY GOVT.	ALL TYPES			BLINDNESS			LOW VISION			LEPROSY CURED			HEARING IMPAIRMENT			LOCOMOTOR			CEREBRAL PALSY			MENTAL RETARDATION			MENTAL ILLNESS			AUTISM			MULTIPLE				
	M	F	T	M	F	T	M	F	T	M	F	T	M	F	T	M	F	T	M	F	T	M	F	T	M	F	T	M	F	T	M	F	T	M	F
No	123	64	187	7	4	11	30	12	42	1	0	1	17	13	30	45	22	67	0	1	1	15	7	22	3	2	5	0	0	0	5	3	8		
Yes	297	136	433	17	14	31	36	18	54	7	1	8	31	11	42	173	69	242	0	1	1	17	11	28	5	1	6	0	0	0	11	10	21		

MEDICAL ASSESSEMENT BY PRIVATE	ALL TYPES			BLINDNESS			LOW VISION			LEPROSY CURED			HEARING IMPAIRMENT			LOCOMOTOR			CEREBRAL PALSY			MENTAL RETARDATION			MENTAL ILLNESS			AUTISM			MULTIPLE				
	M	F	T	M	F	T	M	F	T	M	F	T	M	F	T	M	F	T	M	F	T	M	F	T	M	F	T	M	F	T	M	F	T	M	F
No	316	150	466	18	14	32	51	22	73	8	0	8	33	19	52	162	69	231	0	1	1	26	14	40	7	3	10	0	0	0	11	8	19		
Yes	104	50	154	6	4	10	15	8	23	0	1	1	15	5	20	56	22	78	0	1	1	6	4	10	1	0	1	0	0	0	5	5	10		

MEDICAL ASSESSEMENT BY BOTH	ALL TYPES			BLINDNESS			LOW VISION			LEPROSY CURED			HEARING IMPAIRMENT			LOCOMOTOR			CEREBRAL PALSY			MENTAL RETARDATION			MENTAL ILLNESS			AUTISM			MULTIPLE				
	M	F	T	M	F	T	M	F	T	M	F	T	M	F	T	M	F	T	M	F	T	M	F	T	M	F	T	M	F	T	M	F	T	M	F
No	98	52	150	7	4	11	23	10	33	1	0	1	12	10	22	35	19	54	0	0	0	14	6	20	2	2	4	0	0	0	4	1	5		
Yes	79	38	117	6	4	10	8	6	14	0	1	1	10	2	12	46	19	65	0	0	0	5	3	8	0	0	0	0	0	0	4	3	7		

MEDICAL REHABILITATION SERVICE	ALL TYPES			BLINDNESS			LOW VISION			LEPROSY CURED			HEARING IMPAIRMENT			LOCOMOTOR			CEREBRAL PALSY			MENTAL RETARDATION			MENTAL ILLNESS			AUTISM			MULTIPLE					
	M	F	T	M	F	T	M	F	T	M	F	T	M	F	T	M	F	T	M	F	T	M	F	T	M	F	T	M	F	T	M	F	T	M	F	T
	Not Received	393	186	579	23	17	40	62	28	90	8	1	9	46	23	69	202	83	285	0	2	2	30	18	48	7	3	10	0	0	0	15	11	26		
Service Received	27	14	41	1	1	2	4	2	6	0	0	0	2	1	3	16	8	24	0	0	0	2	0	2	1	0	1	0	0	0	1	2	3			

MEDICAL REHAB SERVICE TO DISABILITY PERCENTAGE	ALL TYPES			BLINDNESS			LOW VISION			LEPROSY CURED			HEARING IMPAIRMENT			LOCOMOTOR			CEREBRAL PALSY			MENTAL RETARDATION			MENTAL ILLNESS			AUTISM			MULTIPLE		
Disability Percentage Not Available	9	5	14	1	1	2	1	2	3	0	0	0	2	0	2	3	1	4	0	0	0	1	0	1	1	0	1	0	0	0	0	1	1
Disability Percentage Not Mentioned	4	0	4	0	0	0	0	0	0	0	0	0	0	0	0	3	0	3	0	0	0	1	0	1	0	0	0	0	0	0	0	0	0
Mild (less than 40% = up to 39%)	2	3	5	0	0	0	1	0	1	0	0	0	0	0	0	1	2	3	0	0	0	0	0	0	0	0	0	0	0	0	0	1	1
Moderate (40% to 74%)	10	6	16	0	0	0	1	0	1	0	0	0	0	1	1	8	5	13	0	0	0	0	0	0	0	0	0	0	0	0	1	0	1
Severe (75% to 99%)	2	0	2	0	0	0	1	0	1	0	0	0	0	0	0	1	0	1	0	0	0	0	0	0	0	0	0	0	0	0	0	0	0
Total or Profound (100%)	0	0	0	0	0	0	0	0	0	0	0	0	0	0	0	0	0	0	0	0	0	0	0	0	0	0	0	0	0	0	0	0	0

MEDICAL REHAB SERVICE TO ADLS DEPENDENCY	ALL TYPES			BLINDNESS			LOW VISION			LEPROSY CURED			HEARING IMPAIRMENT			LOCOMOTOR			CEREBRAL PALSY			MENTAL RETARDATION			MENTAL ILLNESS			AUTISM			MULTIPLE		
Dependent	3	2	5	0	1	1	0	0	0	0	0	0	0	0	0	2	0	2	0	0	0	0	0	0	1	0	1	0	0	0	0	1	1
Independent	20	10	30	1	0	1	4	1	5	0	0	0	2	1	3	11	7	18	0	0	0	1	0	1	0	0	0	0	0	0	1	1	2
Partially Dependent	4	2	6	0	0	0	0	1	1	0	0	0	0	0	0	3	1	4	0	0	0	1	0	1	0	0	0	0	0	0	0	0	0

AIDS & APPLIANCES	ALL TYPES			BLINDNESS			LOW VISION			LEPROSY CURED			HEARING IMPAIRMENT			LOCOMOTOR			CEREBRAL PALSY			MENTAL RETARDATION			MENTAL ILLNESS			AUTISM			MULTIPLE		
	M	F	T	M	F	T	M	F	T	M	F	T	M	F	T	M	F	T	M	F	T	M	F	T	M	F	T	M	F	T	M	F	T
Not Received	389	187	576	23	16	39	62	28	90	8	1	9	45	23	68	196	86	282	0	2	2	31	17	48	8	3	11	0	0	0	16	11	27
Received	31	13	44	1	2	3	4	2	6	0	0	0	3	1	4	22	5	27	0	0	0	1	1	2	0	0	0	0	0	0	0	2	2

AIDS & APPLIANCES TO DISABILITY PERCENTAGE	ALL TYPES			BLINDNESS			LOW VISION			LEPROSY CURED			HEARING IMPAIRMENT			LOCOMOTOR			CEREBRAL PALSY			MENTAL RETARDATION			MENTAL ILLNESS			AUTISM			MULTIPLE		
Disability Percentage Not Available	7	4	11	0	1	1	1	2	3	0	0	0	2	0	2	4	1	5	0	0	0	0	0	0	0	0	0	0	0	0	0	0	0
Disability Percentage Not Mentioned	1	0	1	0	0	0	0	0	0	0	0	0	0	0	0	0	0	0	0	0	0	1	0	1	0	0	0	0	0	0	0	0	0
Mild (less than 40% = up to 39%)	2	1	3	0	0	0	1	0	1	0	0	0	0	0	0	1	1	2	0	0	0	0	0	0	0	0	0	0	0	0	0	0	0
Moderate (40% to 74%)	17	6	23	0	0	0	0	0	0	0	0	0	1	1	2	16	3	19	0	0	0	0	0	0	0	0	0	0	0	0	2	2	2
Severe (75% to 99%)	3	0	3	0	0	0	2	0	2	0	0	0	0	0	0	1	0	1	0	0	0	0	0	0	0	0	0	0	0	0	0	0	0
Total or Profound (100%)	1	2	3	1	1	2	0	0	0	0	0	0	0	0	0	0	0	0	0	0	0	0	1	1	0	0	0	0	0	0	0	0	0

AIDS & APPLIANCES TO ADLS DEPENDENCY	ALL TYPES			BLINDNESS			LOW VISION			LEPROSY CURED			HEARING IMPAIRMENT			LOCOMOTOR			CEREBRAL PALSY			MENTAL RETARDATION			MENTAL ILLNESS			AUTISM			MULTIPLE		
Dependent	6	2	8	0	1	1	1	0	1	0	0	0	1	0	1	3	0	3	0	0	0	1	1	2	0	0	0	0	0	0	0	0	0
Independent	20	7	27	0	0	0	3	1	4	0	0	0	2	1	3	15	5	20	0	0	0	0	0	0	0	0	0	0	0	0	0	0	0
Partially Dependent	5	4	9	1	1	2	0	1	1	0	0	0	0	0	0	4	0	4	0	0	0	0	0	0	0	0	0	0	0	0	2	2	2